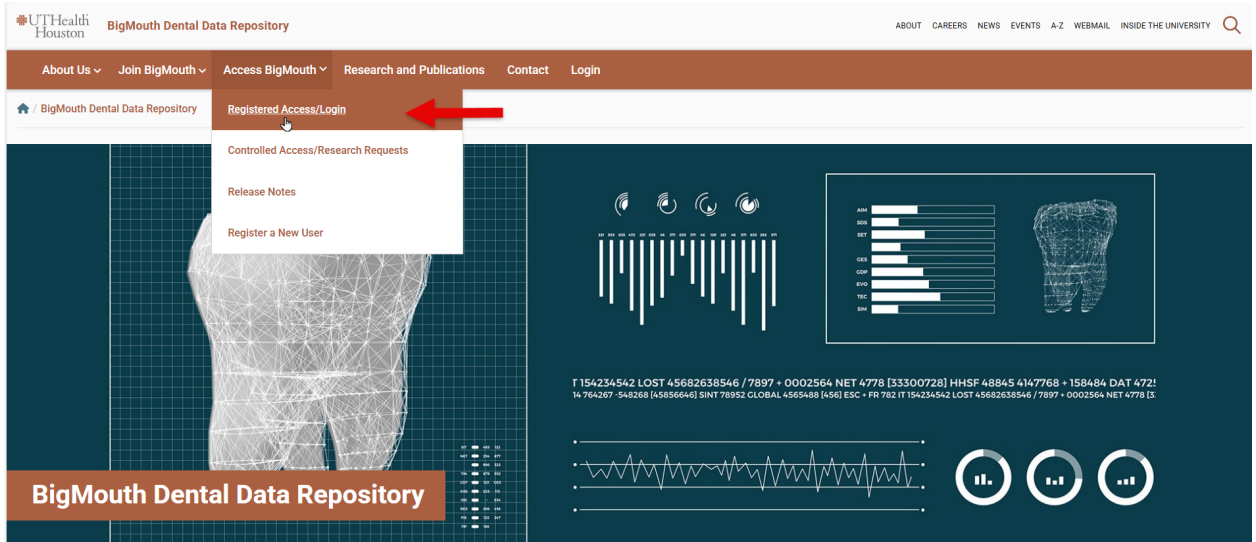
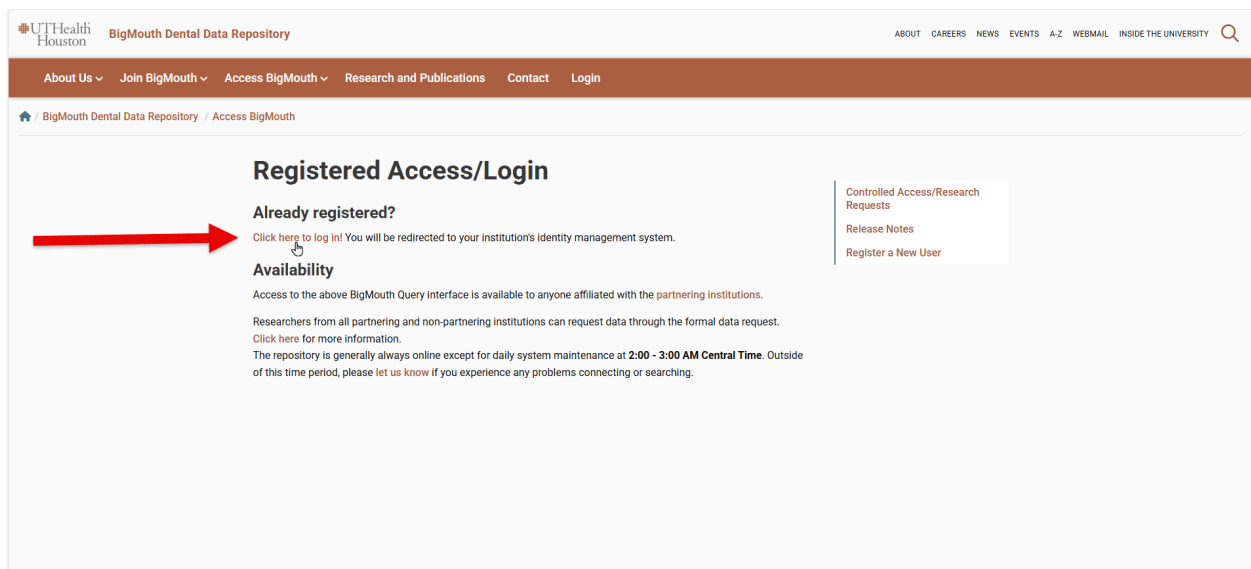


# Registration: New Users

**Step 1:** Open the URL <https://bigmouth.uth.edu/secure> in a web browser and click on “Access BigMouth >> Registered Access/Login”



**Step 2:** Click on “Click here to log in”



**Step 3: For InCommon Federation Members** –Enter your organization's name in the “Organization name” section, and click the 'Continue' button. You will now be redirected to the Single Sign-On Login page. Please use your organization’s username and password to log in.



The University of  
Texas System

## Select your institution

This service requires you to authenticate with your home institution. Make a selection below and click continue.

Please don't bookmark this page

### Use a suggested selection:



University of  
Michigan



University of  
Pittsburgh

 Denver | Anschutz

University of  
Colorado Denver |  
A...

### Or enter your organization's name

Continue

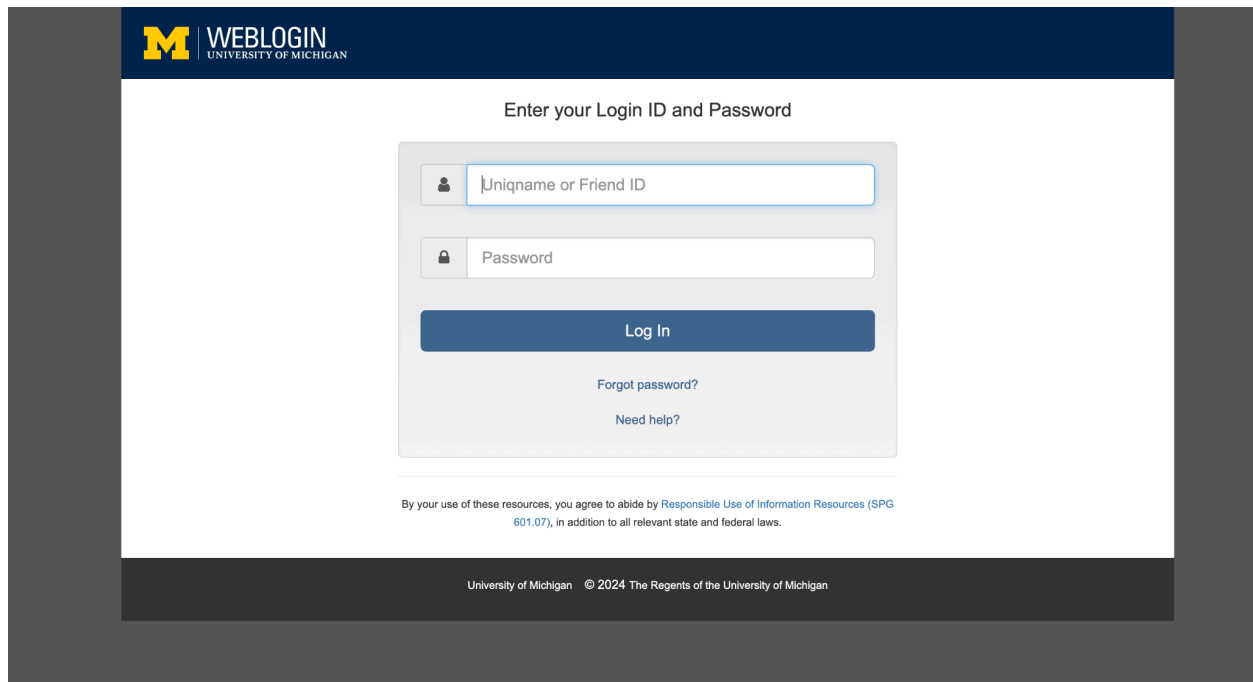
[Allow me to pick from a list](#)

### Always follows this selection

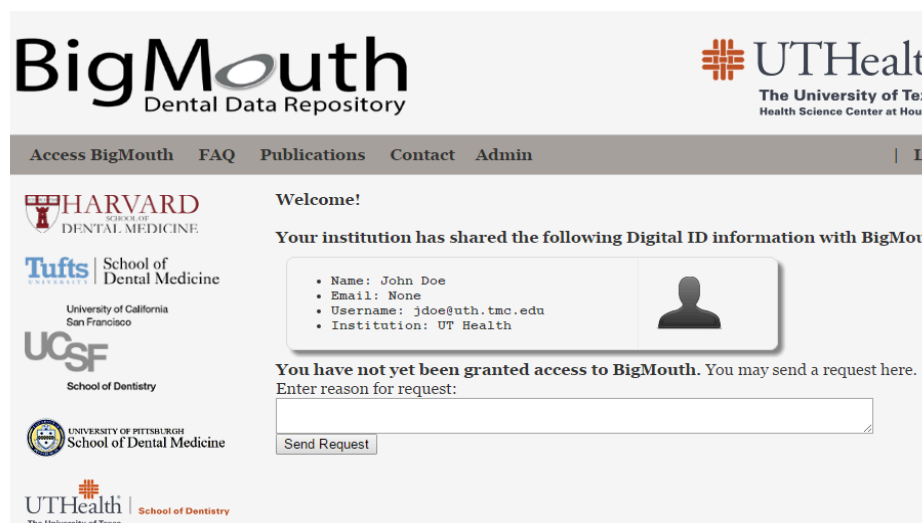
- Never
- One day
- 3 months
- 9 months

Need assistance? Email [help@utsystem.edu](mailto:help@utsystem.edu) with a description of the problem.

**Step 4:** Enter your school login credentials



**Step 5:** After logging in, first time users will need to request access to BigMouth. Users can request access by filling in the form shown below and then clicking on the “Click to Request Access” button.



Users can now log out by closing the browser.



Your request for access to COHRI has been received.  
You will be notified when the administrator approves the request.  
Please close your browser to logoff.